



DESIGN AND
MANUFACTURING
IN THE USA

Architectural Submittal Sheet

Typical Applications

- Federal and State Government
- Healthcare
- Higher Education
- Hospitality
- Houses of Worship
- Industrial
- K-12 Education
- Offices
- Public Buildings



Specifications

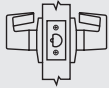
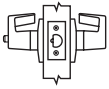

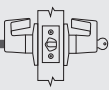
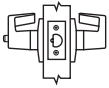
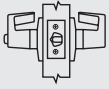
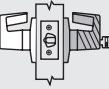
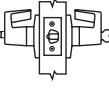
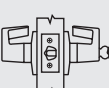

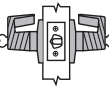
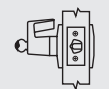
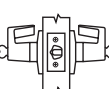


FOR DOORS:	• 1-3/4" to 2-1/4" thick • Preset for 1-3/4" door
APPLICATION:	• Through door thru-bolting
DOOR PREP:	• Standard ANSI A156.115 (161) for Cylindrical Locks
BACKSET:	• 2-3/4" Standard. 2-3/8", 3-3/4" and 5" Optional (Ordered from factory only). • Heavy duty diecast, investment cast, chromated cold rolled steel and stainless steel mechanism. Billet Steel spindles for locking functions
FRONT:	• 2-1/4" x 1-1/8" • Stainless Steel or Wrought Brass • Beveled 1/8" in 2"
STRIKE	• ASA standard • T-Strike or Full Lip Strike optional • Stainless Steel or Wrought Brass
LEVERS:	• Philadelphia (SFL and LFL), Boston (SFL), Miami (SFL)
ROSE:	• 3-3/8" DIA Wrought
LATCHBOLT:	• 9/16" Throw Deadlocking • 3/4" Latch projection for available as option.
HAND:	• Non-handed
TRIM:	• Solid diecast PHL, BSN or MIA Levers • 41° Lever Rotation Standard with 2-3/4" Backset • Wrought Brass Roses, Concealed Screws • 65° Lever Rotation Standard with 3/4" latch for double doors (Ordered from factory only) and all 2-3/8" and 3-3/4" Backsets (Ordered from factory only)
KEYS:	• Two (2) per Lock
KEYWAYS	• SCC standard (Schlage C Compatible) • Also available in keyways of other manufacturers
INTERCHANGEABLE CORE:	• Available for all keyed functions • 6 or 7-pin • Compatible with Schlage. • Large Format IC Core available for PHL Lever ONLY. • Compatible with Best, Falcon and Arrow.
CYLINDER:	• 6-pin Brass Insert Cylinder keyed to 5-pins • Standard High Security and UL437 Cylinders Available
KEYING:	• Options: MK, CMK or GMK • Zero Bitted (KO), Keyed Different (KD) or Keyed Alike (KA) Can be keyed into existing master key systems
FINISHES:	• 605 (US3), 606 (US4), 612 (US10), 613 (US10B), 619 (US15), 622 (US19), 625 (US26), 626 (US26D) • Optional Antimicrobial Coating 626 (USD26D) only‡
CERTIFICATIONS, LISTINGS, COMPLIANCES:	• UL listed for 3 hrs, for single doors up to 4'0" x 8'0". • Optional 3/4" (19mm) throw deadlocking fire latch (FRL) available for pairs of doors • Certified to ANSI/BHMA A156.2, Grade 1 • California Education Code Compliant (Functions XGT135, XGT135LED, XGT145) • Federal Specification FF-H-10C (Superseded by A156.2) • Approved for Florida HVHZ (High Velocity Hurricane Zone). PDQ Product Approval: FL 21376. Design load rating: ± 70.0 PSF for single door (3' x 7') • Complies with ADA (Americans with Disabilities Act) and ICC/ANSI 117.1 for Accessible and Usable Buildings
WARRANTY:	• Limited Lifetime Warranty
COUNTRY OF ORIGIN:	• Proudly Assembled in the U.S.A. with U.S. and foreign material. Meets requirements of the Buy American Act.

‡ Available with antimicrobial powder coating, treated with silver ionic technology that is known to inhibit the growth of microbes.

XGT SERIES Grade 1 Extra Heavy Duty Cylindrical Lock

PDQ Functions

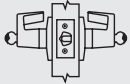
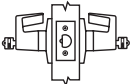
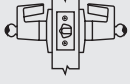
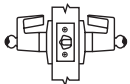
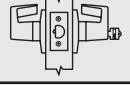
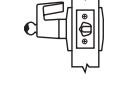
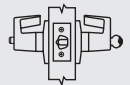
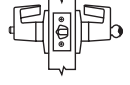
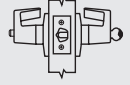
FUNCTION	FUNCTION NUMBER	INSIDE OUTSIDE	DESCRIPTION	ANSI NUMBER
NON KEYED				
Passage / Closet	XGT126™		<ul style="list-style-type: none"> Latchbolt operated by lever from either side at all times 	F75
Time Out Lock	XGT173		<ul style="list-style-type: none"> Latchbolt by lever from either side unless push button on outside is depressed. Lock returns to passage mode upon release of push button. Inside lever locked only when pushing button on outside lever. Inside lever unlocked by emergency release of button from outside. 	—
Hospital Privacy	XGT175		<ul style="list-style-type: none"> Latchbolt operated by lever from either side or emergency turn piece in outside lever Outside lever locked by push button on inside Outside lever unlocked by emergency turn piece from outside, rotating inside lever, or closing door 	—
Privacy Bedroom / Bathroom	XGT176™		<ul style="list-style-type: none"> Latchbolt operated by lever from either side or emergency release in outside lever Outside lever locked by push button on inside Outside lever unlocked by emergency release from outside, rotating inside lever, or closing door 	F76
Patio	XGT177		<ul style="list-style-type: none"> Latchbolt operated by lever from either side Outside lever locked by push button on inside Outside lever unlocked by rotating inside lever, or closing door Outside lever has non-removable security features 	F77
KEYED				
Storeroom	XGT115		<ul style="list-style-type: none"> Latchbolt operated by inside lever or key in outside lever Outside lever always fixed 	F86
Entrance	XGT116		<ul style="list-style-type: none"> Latchbolt operated by lever from either side or key in outside lever Outside lever locked by push/turn button on inside When outside lever is locked by push button on inside – key from outside, or rotating inside lever unlocks outside lever When outside lever is locked by pushing and turning button on the inside, key from outside or rotating inside lever retracts latch but does not unlock outside lever 	F109
Security	XGT120		<ul style="list-style-type: none"> Latchbolt operated by lever from either side Key on outside locks inside lever Key on outside unlocks inside lever Outside keyed lever always free Inside lever has non-removable security features 	—
Utility Asylum / Institution	XGT128		<ul style="list-style-type: none"> Both levers rigid Latchbolt retracted by key on both sides Can only gain entry or exit by key 	F87
Exit or Twin Communicating	XGT129		<ul style="list-style-type: none"> Latchbolt operated by key in inside lever Inside lever always fixed Blank plate outside Minimum clearance of 1-1/2" between doors Frame depth 7-1/8" 	—
Vestibule Class Room Security	XGT135		<ul style="list-style-type: none"> Latchbolt operated by lever from either side Key in either lever locks outside lever Key in either lever unlocks outside lever Inside lever always free 	F110



INDICATES RIGID LEVER

XGT SERIES Grade 1 Extra Heavy Duty Cylindrical Lock

PDQ Functions

FUNCTION	FUNCTION NUMBER	INSIDE OUTSIDE	DESCRIPTION	ANSI NUMBER
KEYED				
Vestibule Class Room Security	XGT135LED		<ul style="list-style-type: none"> Latchbolt operated by lever from either side Key in either lever locks outside lever Key in either lever unlocks outside lever Inside lever always free Red LED Outside Lever Status Indicator Lock Directional Arrow Patent #9,187,928 	F110
Store Door	XGT137		<ul style="list-style-type: none"> Latchbolt operated by lever from either side Both levers locked by key from either side Both levers unlocked by key from either side 	F91
Communicating	XGT141		<ul style="list-style-type: none"> Latchbolt operated by lever from either side Key in either side locks or unlocks its own lever independently 	F80
Vestibule Class Room Security	XGT145		<ul style="list-style-type: none"> Latchbolt operated by lever from either side Key in either lever locks outside lever Key in either lever unlocks outside lever Inside lever always free Lock Directional Arrow 	F110
Classroom	XGT148		<ul style="list-style-type: none"> Latchbolt operated by lever from either side Outside lever locked by key from outside Outside lever unlocked by key from outside Inside lever always operates latch 	F84
Exit or Twin Communicating	XGT150		<ul style="list-style-type: none"> Latchbolt operated by inside lever Blank plate outside Inside lever locked by key inside Inside lever unlocked by key inside Minimum clearance of 1-1/2" between doors Use only in rooms with more than one exit Frame depth 7-1/8" 	—
Service Station	XGT155		<ul style="list-style-type: none"> Latchbolt operated by lever from either side or key in outside lever Outside lever locked by push button on inside When outside lever is locked by push button on inside – key from outside, rotating inside lever, or closing door unlocks outside lever When outside lever is locked by pushing and turning the slotted button on the inside, key from outside or rotating inside lever retracts latch but does not unlock outside lever 	F92
Dormitory / Corridor	XGT165		<ul style="list-style-type: none"> Latchbolt operated by lever from either side or key in outside lever Outside lever locked by key on outside or push button on inside Outside lever unlocked by key in outside lever, closing door, or rotating inside lever Inside lever always free 	F90
Entry	XGT182		<ul style="list-style-type: none"> Latchbolt operated by lever from either side or key in outside lever Outside lever locked by push button on inside Outside lever unlocked by key from outside, or rotating inside lever 	F82



INDICATES RIGID LEVER

XGT SERIES Grade 1 Extra Heavy Duty Cylindrical Lock

Levers



Philadelphia



Boston



Miami



605 (US3)
Bright Brass



606 (US4)
Satin Brass



612 (US10)
Satin Bronze



613 (US10B)
Oil Rubbed Bronze

Finishes



619 (US15)
Satin Nickel



622 (US19)
Flat Black



625 (US26)
Bright Chromium



626 (US26D)
Satin Chromium

Options

CODE	DESCRIPTION
TC1IS	Tactile Abrasive Coating - Inside only
TC1OS	Tactile Abrasive Coating - Outside only
TC2	Tactile Abrasive Coating - Both Sides
LL	Lead-Lined Rose
DB	Dust Box
FRL	Fire Rated Latch - 3/4" Throw for double doors
AM	Antimicrobial Coating, Lever Set Includes Inside and Outside Lever and Rose
REX	Request to Exit

Accessories

DESCRIPTION
Electric Strike for Locks (U.L. Listed)