




DESIGN AND
MANUFACTURING
IN THE USA

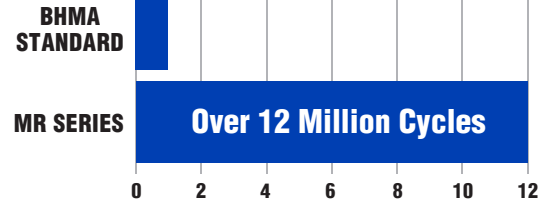
Architectural Submittal Sheet

Typical Applications

- Assisted Living
- Government Facilities
- Healthcare
- Hospitality
- Houses of Worship
- Industrial
- Multi-family
- Offices
- Public Buildings
- Retail
- Higher Education
- K-12 Education



CYCLE TESTED — OVER 12X BHMA STANDARD AND COUNTING!



Specifications






FOR DOORS:	• 1-3/4" standard, 2" and 2-1/4" special order from factory.
BACKSET:	• 2-3/4"
CASE:	• 13-gauge cold rolled steel mechanism • Dichromated for corrosion resistance
ARMOR FRONT:	• Beveled 1/8" on 2" • 625 (US26) & 630 (US32D) use stainless steel as base material, all other finishes use stainless steel or brass as base material
STRIKE:	• Handed Curved Lip Strike • 625 (US26) & 630 (US32D) use stainless steel as base material, all other finishes use stainless steel or brass as base material
LEVERS:	• F Series Sectional/Escutcheon: Philadelphia, Boston, Miami • J Series Sectional/Escutcheon: Philadelphia, Boston, Miami, Chicago, Dallas, Houston, Los Angeles, Memphis, Orlando, Ball Knob
LATCHBOLT:	• 3/4" Throw • Investment Cast Stainless Steel • Anti-friction
DEADBOLT:	• 1" Throw • Investment Cast Stainless Steel
HAND:	• Most functions field reversible. Specify handing for strikes, consult factory for details
TRIM:	• F trim - forged brass levers, escutcheons and turns. • Round and square rose available • J Standard and J Wide Trim - stainless steel escutcheon and levers, PHL, MEM, MIA and BSN are solid levers, ORL, DAL and CHI are tube levers.
Roses:	• Round and Square.
KEYS:	• Two (2) per Lock
KEYWAYS:	• SCC standard (Schlage C Compatible) • Also available in keyways of other manufacturers
INTERCHANGEABLE CORE:	• 6 or 7-pin • Compatible with Best, Falcon & Arrow • Large Format IC Cores compatible with Schlage.
CYLINDER:	• 6 or 7-pin Brass Mortise Cylinder
KEYING:	• Options: MK, CMK or GMK • Zero Bitted (KO), Keyed Different (KD) or Keyed Alike (KA) Can be keyed into existing master key systems • F Series Trim: 626 (US26D)
FINISHES:	• J Standard and J Wide Trim: 605 (US3), 606 (US4), 612 (US10), 613 (US10B), 622 (US19), 629 (US32), 630 (US32D) • Antimicrobial Coating available on 626 (US26D) & 630 (US32D) for F, J, and J Wide Series.
PERFORMANCE:	• Tested to over 11 million cycles, 11X ANSI/BHMA standard.
CERTIFICATIONS, LISTINGS, COMPLIANCES:	• UL listed for 3 hrs, for single doors up to 4'0" x 8'0" • Certified to ANSI/BHMA 156.13 Operational Grade 1 and Security Grade 1 • Approved for Florida HVHZ (High Velocity Hurricane Zone). PDQ Product Approval: FL 21376. Design load rating: ± 70.0 PSF for single door (3' x 7') • Complies with ADA (Americans with Disabilities Act) and ICC/ANSI 117.1 for Accessible and Usable Buildings • J Wide Escutcheon Trim complies with Unified Facilities Guide Specification 08 71 00 (August 2008)
WARRANTY:	• Lifetime Limited Warranty
COUNTRY OF ORIGIN:	• Assembled in the U.S.A. with U.S. and foreign material. Meets requirements of the Buy American Act.

Note: Heavy Duty Spindle for High Abuse situations is available for F trim.

‡ Available with antimicrobial coating, technology that is known to inhibit the growth of microbes.

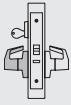
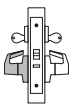
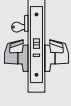
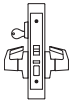
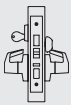

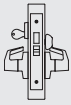

MR SERIES Grade 1 Extra Heavy Duty Mortise Lock

PDQ Functions – Non Keyed

FUNCTION	FUNCTION NUMBER	OUTSIDE INSIDE	DESCRIPTION	ANSI NUMBER
Passage	MR126		<ul style="list-style-type: none"> Latchbolt operated by lever from either side 	F01
Privacy with Thumbturn on Both Sides	MR174		<ul style="list-style-type: none"> Latchbolt operated by lever from either side Thumbturn outside locks/unlocks outside lever Thumbturn inside locks/unlocks outside lever Closing door unlocks outside lever Rotating inside lever unlocks outside lever 	—
Privacy	MR176		<ul style="list-style-type: none"> Latchbolt operated by lever from either side Emergency coin turn outside unlocks outside lever Thumbturn inside locks/unlocks outside lever Closing door unlocks outside lever Rotating inside lever unlocks outside lever 	F22
Privacy with Deadbolt	MR178		<ul style="list-style-type: none"> Latchbolt operated by lever from either side Emergency coin turn outside retracts deadbolt Thumbturn inside extends/retracts deadbolt Not field reversible Specify handing 	F02
Privacy with Deadbolt and Egress	MR179		<ul style="list-style-type: none"> Latchbolt operated by lever from either side Emergency coin turn outside retracts deadbolt Thumbturn inside extends/retracts deadbolt Inside lever simultaneously retracts latchbolt and deadbolt 	F19

MR SERIES Grade 1 Extra Heavy Duty Mortise Lock

PDQ Functions – Keyed

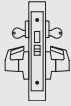
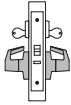
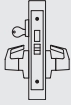

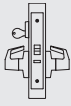

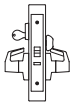

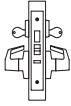


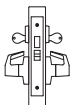
FUNCTION	FUNCTION NUMBER	OUTSIDE INSIDE	DESCRIPTION	ANSI NUMBER
Hold Back Single Cylinder	MR113		<ul style="list-style-type: none"> • Latchbolt operated by lever from inside • Key outside retracts latchbolt • Rigid outside lever • Auxiliary latch deadlocks latchbolt • Key outside secures latchbolt when latchbolt is retracted by inside lever • Not field reversible • Specify handing 	F06
Hold Back Double Cylinder	MR114		<ul style="list-style-type: none"> • Latchbolt operated by lever from inside • Key outside retracts latchbolt • Rigid outside lever • Auxiliary latch deadlocks latchbolt • Key inside secures latchbolt when latchbolt is retracted by inside lever • Not field reversible • Specify handing 	—
Storeroom	MR115		<ul style="list-style-type: none"> • Latchbolt operated by lever from inside • Key outside retracts latchbolt • Rigid outside lever • Auxiliary latch deadlocks latchbolt 	F07
Entry	MR116		<ul style="list-style-type: none"> • Latchbolt operated by lever from either side • Toggle locks/unlocks outside lever • Key outside retracts latchbolt • Auxiliary latch deadlocks latchbolt 	F04
Front Door	MR117		<ul style="list-style-type: none"> • Latchbolt operated by lever from either side • Toggle locks/unlocks outside lever • Key outside retracts latchbolt • Key outside extends/retracts deadbolt • Thumbturn inside extends/retracts deadbolt 	F08 or F10
Institution with Deadbolt	MR128		<ul style="list-style-type: none"> • Key outside retracts latchbolt • Key inside retracts latchbolt • Key outside extends/retracts deadbolt • Key inside extends/retracts deadbolt • Rigid outside lever • Rigid inside lever • Auxiliary latch deadlocks latchbolt 	—
Entrance/ Storeroom	MR135		<ul style="list-style-type: none"> • Latchbolt operated by lever from either side • Key outside extends/retracts deadbolt • Thumbturn inside extends/retracts deadbolt 	F21
Dormitory/ Exit	MR136		<ul style="list-style-type: none"> • Latchbolt operated by lever from either side • Key outside extends/retracts deadbolt • Thumbturn inside extends/retracts deadbolt • Inside lever simultaneously retracts latchbolt and deadbolt • Auxiliary latch deadlocks latchbolt 	F13



INDICATES RIGID LEVER

MR SERIES Grade 1 Extra Heavy Duty Mortise Lock

PDQ Functions – Keyed


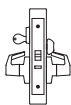
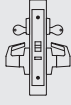

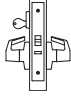

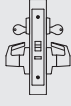
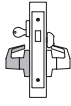
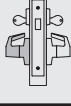
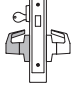
FUNCTION	FUNCTION NUMBER	OUTSIDE INSIDE	DESCRIPTION	ANSI NUMBER
Store Door	MR137		<ul style="list-style-type: none"> Latchbolt operated by lever from either side Key outside extends/retracts deadbolt Key inside extends/retracts deadbolt Latchbolt and deadbolt are independent of each other 	F14
Institution	MR138		<ul style="list-style-type: none"> Key outside retracts latchbolt Key inside retracts latchbolt Rigid outside lever Rigid inside lever Auxiliary latch deadlocks latchbolt 	F30
Closet / Storeroom	MR139		<ul style="list-style-type: none"> Latchbolt operated by lever from either side Key outside extends/retracts deadbolt 	—
Storeroom with Deadbolt	MR141		<ul style="list-style-type: none"> Latchbolt operated by lever from inside Key outside retracts latchbolt Key outside extends/retracts deadbolt Rigid outside lever Inside lever simultaneously retracts latchbolt and deadbolt Auxiliary latch deadlocks latchbolt Thumbturn inside extends/contracts deadbolt but doesn't effect outside lever. 	—
Classroom	MR148		<ul style="list-style-type: none"> Latchbolt operated by lever from either side Key outside retracts latchbolt Auxiliary latch deadlocks latchbolt 	 F05
Assisted Living	MR149		<ul style="list-style-type: none"> Latchbolt operated by lever from either side Key outside locks/unlocks outside lever Thumbturn inside locks/unlocks outside lever Closing door unlocks outside lever Rotating inside lever unlocks outside lever Auxiliary latch deadlocks latchbolt 	—
Entrance	MR154		<ul style="list-style-type: none"> Latchbolt operated by lever from either side Toggle locks/unlocks outside lever Key outside retracts latchbolt Key outside extends/retracts deadbolt Thumbturn inside extends/retracts deadbolt Inside lever simultaneously retracts latchbolt and deadbolt Auxiliary latch deadlocks latchbolt Projecting then retracting the deadbolt releases the toggle 	—
Intruder Deadbolt with Deadlatch	MR157		<ul style="list-style-type: none"> Latchbolt operated by lever from either side Key outside extends/retracts deadbolt Key inside extends/retracts deadbolt Inside lever simultaneously retracts latchbolt and deadbolt Auxiliary latch deadlocks latchbolt 	 F34
Dormitory	MR158		<ul style="list-style-type: none"> Latchbolt operated by lever from either side Toggle locks/unlocks outside lever Key outside extends/retracts deadbolt Key inside extends/retracts deadbolt Inside lever simultaneously retracts latchbolt and deadbolt Auxiliary latch deadlocks latchbolt 	F11
Dormitory	MR159		<ul style="list-style-type: none"> Latchbolt operated by lever from either side Key outside extends/retracts deadbolt Key inside extends/retracts deadbolt Inside lever simultaneously retracts latchbolt and deadbolt 	F33



INDICATES RIGID LEVER

MR SERIES Grade 1 Extra Heavy Duty Mortise Lock

PDQ Functions – Keyed

FUNCTION	FUNCTION NUMBER	OUTSIDE INSIDE	DESCRIPTION	ANSI NUMBER
Apartment/ Corridor	MR162		<ul style="list-style-type: none"> Latchbolt operated by lever from either side Toggle locks/unlocks outside lever Key outside retracts latchbolt Key outside extends/retracts deadbolt Thumbturn inside extends/retracts deadbolt Inside lever simultaneously retracts latchbolt and deadbolt Auxiliary latch deadlocks latchbolt 	F20
Office	MR181		<ul style="list-style-type: none"> Latchbolt operated by lever from either side Key outside locks/unlocks outside lever Thumbturn inside locks/unlocks outside lever Closing door unlocks outside lever Rotating inside lever unlocks outside lever Auxiliary latch deadlocks latchbolt 	—
Apartment	MR186		<ul style="list-style-type: none"> Latchbolt operated by lever from either side Key inside locks/unlocks outside lever Key outside retracts latchbolt Auxiliary latch deadlocks latchbolt 	F09
Electrified Storeroom	 MR199A		<ul style="list-style-type: none"> Key outside retracts latchbolt Latchbolt operated by lever from inside Auxiliary latch deadlocks latchbolt Fail safe – latchbolt operated by lever from outside unless electrically locked Fail secure – latchbolt operated by lever from outside when electrically unlocked Motor drive locking/unlocking Not field reversible Specify handing 	—
Electrified Institutional	 MR200		<ul style="list-style-type: none"> Key outside retracts latchbolt Key inside retracts latchbolt Auxiliary latch deadlocks latchbolt Fail safe – latchbolt operated by either lever when electrically locked Fail secure – latchbolt operated by either lever when electrically unlocked Motor drive locking/unlocking Not field reversible Specify handing 	—
Cylinder and Thumbturn Deadbolt with Dummy Trim	MR213		<ul style="list-style-type: none"> Key outside extends/retracts deadbolt Thumbturn inside extends/retracts deadbolt Rigid outside lever Rotating inside lever retracts deadbolt 	—
Double Cylinder Deadbolt with Dummy Trim	MR214		<ul style="list-style-type: none"> Key outside extends/retracts deadbolt Key inside extends/retracts deadbolt Rigid outside lever Rotating inside lever retracts deadbolt 	—
Single Cylinder Deadbolt with Dummy Trim	MR215		<ul style="list-style-type: none"> Key outside extends/retracts deadbolt Rigid outside lever Rotating inside lever retracts deadbolt 	—

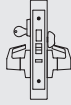



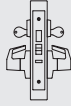


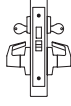



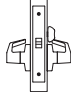

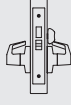

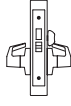



INDICATES RIGID LEVER

MR SERIES Grade 1 Extra Heavy Duty Mortise Lock

PDQ Indicator Functions

- Locked/Unlocked Indicator conforms with ANSI Z535.1 Safety Colors: Red and Green.

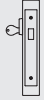






FUNCTION	FUNCTION NUMBER	OUTSIDE INSIDE	DESCRIPTION	ANSI NUMBER	
Dormitory/ Exit w/Indicator	MR236		<ul style="list-style-type: none"> • Latchbolt operated by lever from either side • Key outside extends/retracts deadbolt • Thumbturn inside extends/retracts deadbolt • Inside lever simultaneously retracts latchbolt and deadbolt • Auxiliary latch deadlocks latchbolt • Indicator, outside — LOCKED UNLOCKED 		F13
Storeroom with Deadbolt w/Indicator	MR241		<ul style="list-style-type: none"> • Latchbolt operated by lever from inside • Key outside retracts latchbolt • Key outside extends/retracts deadbolt • Rigid outside lever • Inside lever simultaneously retracts latchbolt and deadbolt • Auxiliary latch deadlocks latchbolt • Thumbturn inside extends/contracts deadbolt but doesn't effect outside lever. • Indicator, outside — LOCKED UNLOCKED 		—
Intruder Deadbolt with Deadlatch	MR257		<ul style="list-style-type: none"> • Latchbolt operated by lever from either side • Key outside extends/retracts deadbolt • Key inside extends/retracts deadbolt • Inside lever simultaneously retracts latchbolt and deadbolt • Auxiliary latch deadlocks latchbolt • Indicator, inside — LOCKED UNLOCKED 	 	F34 w/Indicator
Dormitory	MR259		<ul style="list-style-type: none"> • Latchbolt operated by lever from either side • Key outside extends/retracts deadbolt • Key inside extends/retracts deadbolt • Inside lever simultaneously retracts latchbolt and deadbolt • Indicator, inside — VACANT OCCUPIED 		F33 w/Indicator
Faculty Restroom with Deadbolt w/Indicator	MR260		<ul style="list-style-type: none"> • Latchbolt retracted by key outside or lever inside • Key outside extends/retracts deadbolt • Rigid outside lever • Thumbturn inside extends/retracts deadbolt • Rotating inside lever retracts deadbolt and latchbolt simultaneously • Inside lever is always free for immediate egress • Indicator, outside — VACANT OCCUPIED 		—
Privacy w/Indicator	MR276		<ul style="list-style-type: none"> • Latchbolt operated by lever from either side • Emergency coin turn outside unlocks outside lever • Thumbturn inside locks/unlocks outside lever • Closing door unlocks outside lever • Rotating inside lever unlocks outside lever • Indicator, outside — VACANT OCCUPIED 		F22 w/Indicator
Privacy with Deadbolt w/Indicator	MR278		<ul style="list-style-type: none"> • Latchbolt operated by lever from either side • Emergency coin turn outside retracts deadbolt • Thumbturn inside extends/retracts deadbolt • Indicator, outside — VACANT OCCUPIED 		F02 w/Indicator
Privacy with Deadbolt and Egress w/Indicator	MR279		<ul style="list-style-type: none"> • Latchbolt operated by lever from either side • Emergency coin turn outside retracts deadbolt • Thumbturn inside extends/retracts deadbolt • Inside lever simultaneously retracts latchbolt and deadbolt • Indicator, outside — VACANT OCCUPIED 		F19 w/Indicator



INDICATES RIGID LEVER






MR SERIES Grade 1 Extra Heavy Duty Mortise Lock

PDQ Functions – Deadlocks

FUNCTION	FUNCTION NUMBER	OUTSIDE INSIDE	DESCRIPTION	ANSI NUMBER
Single Cylinder Deadbolt	MR131		<ul style="list-style-type: none"> • Key outside extends/retracts deadbolt 	F18
Cylinder and Thumbturn Deadbolt	MR132		<ul style="list-style-type: none"> • Key outside extends/retracts deadbolt • Thumbturn inside extends/retracts deadbolt 	F17
Double Cylinder Deadbolt	MR133		<ul style="list-style-type: none"> • Key outside extends/retracts deadbolt • Key inside extends/retracts deadbolt 	F16
Classroom Deadbolt	MR134		<ul style="list-style-type: none"> • Key outside extends/retracts deadbolt • Inside cylinder turn retracts but does not extend deadbolt • Not field reversible • Specify handing 	F29
Single Cylinder Deadbolt w/Indicator (Privacy)	MR232		<ul style="list-style-type: none"> • Key outside extends/retracts deadbolt • Thumb turn inside extends/retracts deadbolt • Indicator outside displays: <ul style="list-style-type: none"> ◦ Occupied when deadbolt is projected ◦ Vacant when deadbolt is retracted • Indicator, outside —   	—



PDQ Functions – Non Keyed Dummy

FUNCTION	FUNCTION NUMBER	OUTSIDE INSIDE	DESCRIPTION	ANSI NUMBER
Double Dummy	MR205		<ul style="list-style-type: none"> • Rigid outside lever • Rigid inside lever 	—
Double Dummy with Chassis	MR206		<ul style="list-style-type: none"> • Rigid outside lever • Rigid inside lever 	—
Double Dummy with Active Trim	MR207		<ul style="list-style-type: none"> • Movable outside lever • Movable inside lever 	—
Single Dummy	MR211		<ul style="list-style-type: none"> • Rigid outside lever 	—
Single Dummy with Chassis	MR212		<ul style="list-style-type: none"> • Rigid outside lever 	—



INDICATES RIGID LEVER

MR SERIES Grade 1 Extra Heavy Duty Mortise Lock

Escutcheon

F Series Trim



F Trim



2-1/16" W x 7-5/8" H
626 (US26D) Finish Only
(Brass Escutcheon)

J Series Trim



J Trim



1-3/4" W x 7-5/8" H

7 Finishes (605, 606, 612, 613, 622, 629, 630)
Specify 630 in Lieu of 619
(Stainless Steel Escutcheon)



J Wide Trim



2-9/16" W x 8" H

Sectional



SF Trim



Round Rose
(Brass)



SJ Trim



Round Rose
(Stainless Steel)



SR Trim



Square Rose
(Stainless Steel)

Levers



Philadelphia



Boston



Miami



All Levers  Brass



Philadelphia



Boston



Miami



Chicago



Dallas



Los Angeles



Memphis



Orlando



Houston



Ball Knob
(Non-ADA)



All Levers  Stainless Steel

Finishes



605 (US3)
Bright Brass



606 (US4)
Satin Brass



612 (US10)
Satin Bronze



613 (US10B)
Oil Rubbed Bronze



622 (US19)
Flat Black



626* (US26D)
Satin Chromium



629 (US32)
Bright Stainless
Steel



630 (US32D)
Satin Stainless
Steel

MR SERIES Grade 1 Extra Heavy Duty Mortise Lock

Options

CODE	DESCRIPTION
TC1IS	Tactile Abrasive Coating - Inside only (PHL and MIA levers only)
TC1OS	Tactile Abrasive Coating - Outside only (PHL and MIA levers only)
TC2	Tactile Abrasive Strip - Both Sides (PHL and MIA levers only)
SSM	Sectional Single Sided Mounting Assembly
LL	Lead-wrapped Case
SHS	Security Head Screws
EASA	Extended Lip Strike (1-3/8, 1-5/8, 1-7/8)
REX	Request to Exit (Available for functions 199A and 200 only)
LM	Latch Bolt Monitoring
SF	Split Finishes
HDS	HD Spindle for high abuse applications (for F Trim Only)
AM	Antimicrobial Coating - Sectional Mortise Lock inside lever, rose, thumbturn, outside lever
AM	Antimicrobial Coating - Escutcheon Mortise Lock inside lever, rose, thumbturn, outside lever
ADA	Disability Turn (ADA) - for J Trim Only
TD1	MR adapted to accommodate 2-1/4"-2-1/2" thick door
TD2	MR adapted to accommodate 2-3/4" thick door
TD3	MR adapted to accommodate 3" thick door



ADA Thumbturn