



CL SERIES

Standard Duty Interconnected Lock
Grade 2



pdqlocks.com

TABLE OF CONTENTS

PRODUCT SPECIFICATIONS	2
FINISHES	2
LEVER DESIGNS	3
PAST PERFORMANCE LOCATIONS	3
FUNCTIONS, CROSS REFERENCE, HANDING	4
HOW TO ORDER	5
KEYWAYS, KEYING	5
STANDARD AND HIGH SECURITY CYLINDERS/CORES	6
DIMENSIONS	6
STRIKES, LATCHBOLTS, DEADBOLTS	7

SPECIFICATIONS

FOR DOORS:	• 1-3/8" and 1-3/4" thick.
PREPARATION:	• ANSI/BHMA A156.115 for 4" or 5-1/2" hole centers, field selectable
DUST BOX:	• Included for Latchbolt and Deadbolt.
LATCHBOLT BACKSET:	• 2-3/8" and 2-3/4" (Default). Specify when ordering
DEADBOLT BACKSET:	• Field adjustable for 2-3/8" and 2-3/4" (Default).
STRIKE:	• "T"-Strike (Default). • ASA or Full-Lip optional
ROSE:	• 3-3/8" DIA
INSIDE ESCUTCHEON:	• 3-3/4"W x 9-3/4"H (Wrought)
LATCHBOLT:	• 1/2" Throw
DEADBOLT:	• 1" Throw
THUMBTURN:	• ADA Compliant
HANDING:	• Non-handed (Except for Memphis Lever)
KEYS:	• Two (2) per Lock
KEYWAYS:	• SCC Default (Schlage C Compatible). For additional keyways, see Cylinders and Keying section.
INTERCHANGEABLE CORE:	• 6-pin or 7-pin • Compatible with Best SFIC. • Not available in high security.
CONVENTIONAL KEY IN KNOB/LEVER CYLINDER:	• 6-pin Cylinder keyed to 5-pins
KEYING:	• Options: MK, CMK, or GMK, Zero Bitted (KO), Keyed Different (KD) or Keyed Alike (KA) • Can be keyed into existing master key systems. See Keyways Section.
FINISHES:	• 605 (US3) Bright Brass, 613 (US10B) Oil Rubbed Bronze, 622 (US19) Flat Black, 626 (US26D) Satin Chrome
CERTIFICATIONS, LISTINGS, COMPLIANCES:	• Complies with ANSI/BHMA 156, Grade 2 • UL Listed for 3 hrs, for single doors up to 4'0" x 8'0" • Complies with ADA (Americans with Disabilities Act) and ICC/ANSI 117.1 for Accessible and Usable Buildings
WARRANTY:	• Two (2) year Limited Warranty



CL176 Privacy w/Indicator



Indicator Showing Unoccupied



Indicator Showing Occupied

Note: Other finishes available. Contact Customer Service for quote and leadtime.

FINISHES



605 (US3)
Bright Brass,
Clear Coated



613 (US10B)
Oil Rubbed Bronze,
Oxidized Satin Bronze,
Oil Rubbed, No Coating

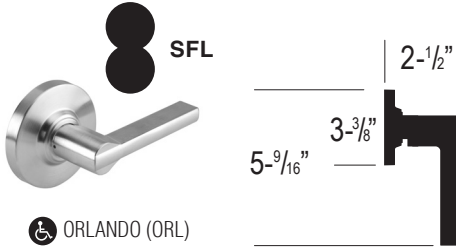
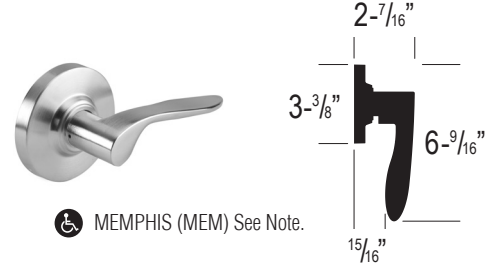
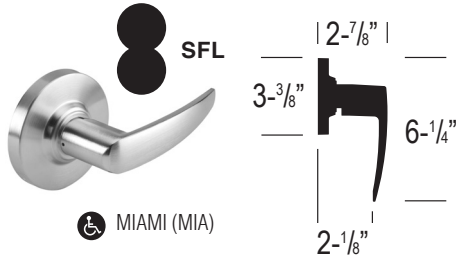
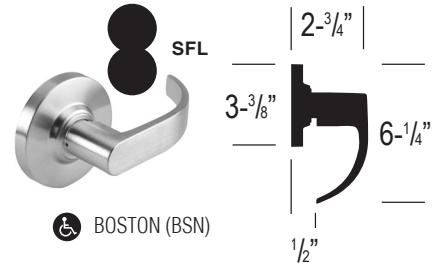
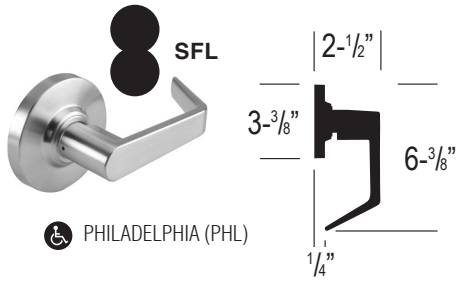


622 (US19)
Flat Black



626 (US26D)
Satin Chromium Plated,
No Coating

LEVER DESIGNS



Denotes Compliance with ADA Guidelines

NOTE: Specify handing when ordering Memphis levers.

PAST PERFORMANCE LOCATIONS



BUFFALO HOUSING PROJECT
 Buffalo, NY



ASSISTED LIVING
 Lititz, PA



SPRINGFIELD APARTMENTS
 Springfield, MA











US NAVY HOUSING
 Guam



MULTI-FAMILY
 San Antonio, TX

PDQ FUNCTIONS

FUNCTION	FUNCTION NUMBER	OUTSIDE	INSIDE	DESCRIPTION	ANSI NUMBER
Storeroom Double Cylinder (See note) Privacy Lever	115			<ul style="list-style-type: none"> Deadlocking latch bolt is operated by key outside or operating lever Key outside projects or retracts dead bolt. Operating inside lever or key outside retracts dead bolt and deadlocking latch. 	F98
Entry Double Cylinder (See note) Privacy Lever	116			<ul style="list-style-type: none"> Outside lever locked by turn button in inside knob/lever Inside lever always free Unlocking of outside lever requires use of key or manual return of inside turn button Deadbolt is activated by key in outside deadlock or turnpiece inside Turning inside lever retracts deadbolt and latchbolt simultaneously 	F97
Entry Single Cylinder Passage Lever	126			<ul style="list-style-type: none"> Outside and Inside lever always free Deadbolt projected or retracted by key outside or turnpiece inside When deadbolt is projected, turning inside knob/lever retracts deadbolt and latchbolt simultaneously 	F95
Privacy with Dead Bolt Indicator No Cylinder Passage Lever	176			<ul style="list-style-type: none"> Outside and Inside lever always free Indicator outside Thumbturn inside extends/retracts deadbolt Emergency key outside retracts deadbolt When deadbolt is projected, turning inside lever retracts deadbolt and latchbolt simultaneously 	—

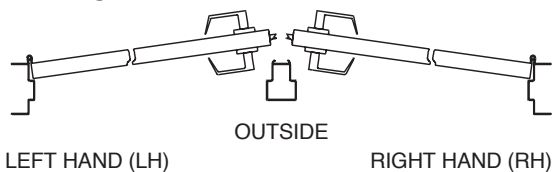
NOTE: Memphis lever not available in SFIC.

CROSS REFERENCE

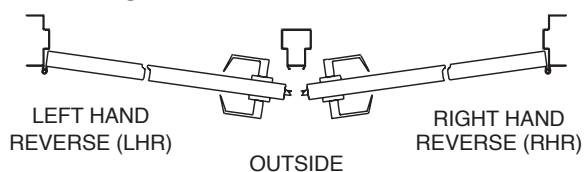
ANSI NUMBER / FUNCTION	PDQ	CAL-ROYAL	DORMA	FALCON	HAGER	SCHLAGE®	STANLEY®	YALE
95 / ENTRY, SINGLE CYLINDER	CL 126	HIL00, JHIL00	J310	—	3710	CS/RS 210 SERIES	QCI230 SERIES	4851LN
97 / ENTRY, DOUBLE CYLINDER	CL 116	HIL30, JHIL30	J353	H101DG	3753	CS/RS 250 SERIES	QCI250 SERIES	4871LN
98 / STOREROOM, DOUBLE CYLINDER	CL 115	—	—	—	—	CS/RS 280 SERIES	QCI285 SERIES	—
PRIVACY W/INDICATOR, NO CYLINDER	CL 176	—	—	—	—	—	QCI285 SERIES	—

HANDING

In Swing Door



Out Swing Door





HOW TO ORDER

QUANTITY	TYPE	FUNCTION	LEVER	ROSE	FINISH	BACKSET	HANDING	STRIKE	CYLINDER	KEYWAY	OPTION
6	CL	116	PHL	—	626	234	—	FL	D	SCC	—
Notes: 1 - Other finishes available. Contact Customer Service. 2 - Specify handing when ordering Memphis lever. 3 - Memphis lever not available in SFIC.			MIA — Miami PHL — Philadelphia BSN — Boston MEM — Memphis ORL — Orlando	BLANK — Round Rose (default) All Levers SR — Square Rose (Orlando Lever Only)	605 613 622 626	238 — 2-3/8" 234 — 2-3/4"	LH — Left Hand RH — Right Hand	ASA — ASA FL — Full Lip T — "T" Strike (default)	D — Default L — Less Cylinder SF6 — SFIC prepped w/ 6 pin core SF7 — SFIC prepped w/ 7 pin core SFL — SFIC prepped but less core	DB — Dust Box	

KEYWAYS

CONVENTIONAL CYLINDER		SMALL FORMAT INTERCHANGEABLE CORE			
KEYWAY	PDQ KEYWAY DESIGNATOR	KEYWAY (BEST COMPATIBLE)	PDQ KEYWAY DESIGNATOR		
Schlage C (Default)	SCC	BEST A (Default), B, C, D, E, F, G, H, J, K, L, M, Q, R, WA, WB, WG, WH, TB, TD, TE, R	A (Default), B, C, D, E, F, G, H, J, K, L, M, Q, R, WA, WB, WG, WH, TB, TD, TE, R		
PDQ Restricted	TA				
Arrow AR1	AR1				
Corbin 59A1	C059A1				
Corbin 60	C06				
Corbin L4	CL4				
Russwin D1	RUD				
Russwin 981	RUD981				
Schlage E	SCE			PDQ Exclusive and Restricted	PDQ3
Schlage C	SCC			PDQ Exclusive	PDQ1
Schlage C-K	SCC-K		PDQ2		
Sargent LA	SAL				
Sargent RA-RC	RA-RC				
Yale E1R	YA8				
Yale GA	GA				
Falcon E-R	FAL				
Kwikset	KW				


CYLINDER OPTIONS	ICON
D	
SFL	

KEYING

DESCRIPTION	PDQ KEYING DESIGNATOR
Keyed Different (Default)	KD
Keyed Alike	KA
"0" Zero Bitted	KO
Master Keyed	MK
Construction Master Keyed	CMK
Grand Master Keyed	GMK

CYLINDERS/CORES

PDQ cylinders and cores are designed to interface with the keyways of most major lock manufacturers. Insert cylinders are designed to accept 6 pins and are combined for 5 pins. These cylinders are shipped with two keys. Interchangeable core cylinders are available combined or uncombined for 6 and 7 pins and must be specified when ordering. Available in two finishes—606 (US4) and 626 (US26D); specify when ordering separately.



Key in Knob/Lever Cylinder (Default)



Small Format Interchangeable Core.

CYLINDERS & CORES

DESCRIPTION	PINS	FINISHES	
		606	626
Conventional Key In Knob/Lever Cylinder (Default)	6 Pin	V4802-8	V4802-7
Small Format, Best® Compatible - Uncombined	6 Pin	I5206-8	I5206-7
	7 Pin	I5207-8	I5207-7
Small Format, Best® Compatible - Combined	6 Pin	I5206-1-8	I5206-1-7
	7 Pin	I5207-1-8	I5207-1-7

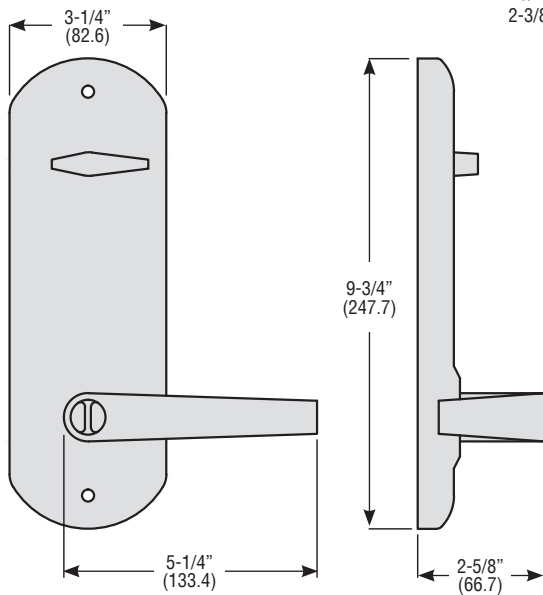
NOTE: Part Numbers Listed For Default Keyway. For Other Keyways, See Keyways Section.

HIGH SECURITY CYLINDERS & CORES

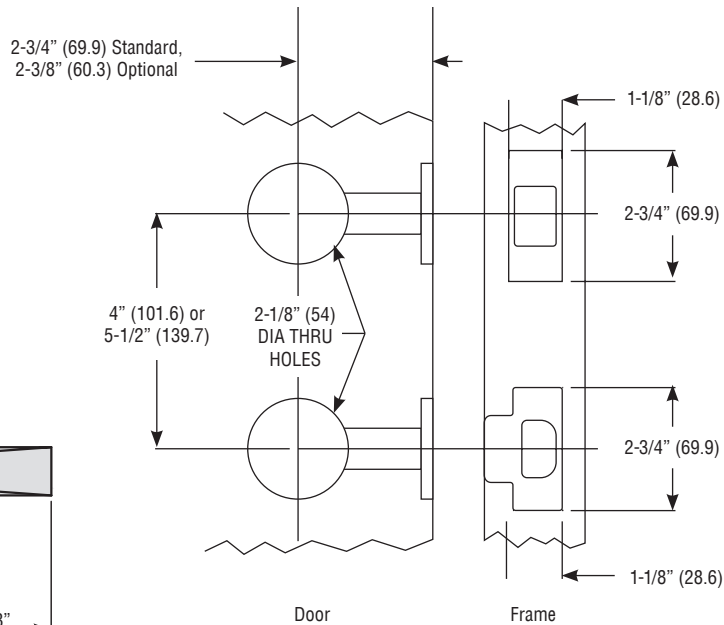
DESCRIPTION	PINS	FINISHES	
		606	626
Key in Knob/Lever Cylinder Key in Knob/Lever Cylinder - UL437	6 Pin	HSC125-8	HSC125-7
	6 Pin	HSC425-8	HSC425-7
Small Format, Best® Compatible - Combined Small Format, Best® Compatible - Combined	6 Pin	HSC806-8	HSC806-7
	7 Pin	HSC807-8	HSC807-7

NOTE: Part Numbers Listed For Default Keyway. For Other Keyways, See Keyways Section.

DIMENSIONS



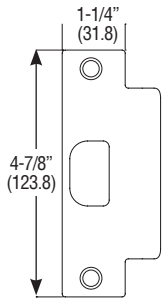
Note: Dimensions in parenthesis in millimeters



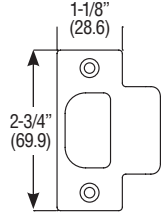
Note: Fits ANSI/BHMA 156.115 door preparation for Interconnected Locks

STRIKES

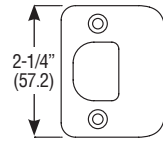
All PDQ series strikes are reversible and shipped with screws. Specify finish when ordering.



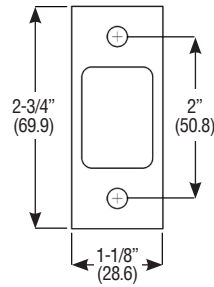
ASA ANSI Strike



"T" Strike Square Corners (Default)







FL Full Lip Strike



Deadbolt Strike Square Corners

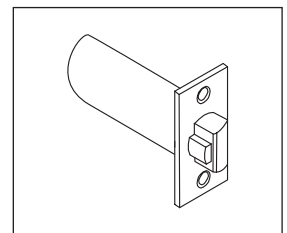
NOTE: Dimensions in parenthesis in millimeters

STRIKES

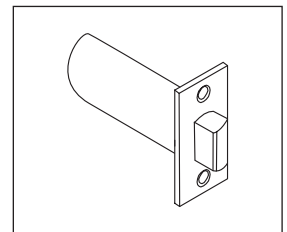
	CODE	DESCRIPTION	605	613	630
	ASA	ASA Strike (any finish) 1-1/4" x 4-7/8"	V91900-5	V91900-6	V91900-7
	T	T-Strike (any finish) 1-1/8" x 2-3/4"	V91901-5	V91901-6	V91901-7
	FL	Full Lip Strike (any finish) 1-5/8" x 2-1/4"	V919010-5	V919010-6	V919010-7
	W	Deadbolt Strike	I4072-5	I4072-6	I4072-7

LATCHBOLTS

BACKSET	TYPE	FACEPLATE	CORNERS	PDQ NUMBER
2-3/8"	SPRINGLATCH	2-1/4" X 1	SQUARE (DEFAULT)	V21900-722
		2-1/4" X 1-1/8"	SQUARE	V21900-724
		2-1/4" X 1	1/4" RADIUS	V21900-722R
	DEADLATCH	2-1/4" X 1	SQUARE (DEFAULT)	V21900-721
		2-1/4" X 1-1/8"	SQUARE	V21900-723
		2-1/4" X 1	1/4" RADIUS	V21900-721R
ADJUSTABLE	2-1/4" X 1	SQUARE (DEFAULT)	I04507	
	2-1/4" X 1	1/4" RADIUS	I04507R	
2-3/4"	SPRINGLATCH	2-1/4" X 1	SQUARE	V21900-714
		2-1/4" X 1-1/8"	SQUARE (DEFAULT)	V21900-712
	DEADLATCH	2-1/4" X 1	SQUARE	V21900-711
		2-1/4" X 1-1/8"	SQUARE (DEFAULT)	V21900-713



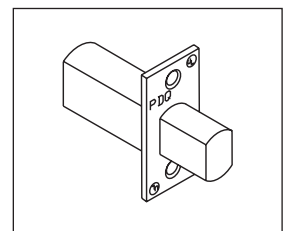
Latchbolt w/Dead Latch



Springlatch (w/out Deadlatch)

DEADBOLTS

BACKSET	TYPE	FACEPLATE	CORNERS	PDQ NUMBER
2-3/8" AND 2-3/4"	ADJUSTABLE	2-1/4" X 1	SQUARE (DEFAULT)	I04507
		2-1/4" X 1	1/4" RADIUS	I04507R
2-3/4" (DEFAULT)	FIXED	2-1/4" X 1-1/8"	SQUARE	I04510



Deadbolt



SECURING
CONFIDENCE
OPENING
POSSIBILITIES

Phone: 800.441.9692

Tech Support: 833.273.7832

Email: help@pdqlocks.com

Headquarters: 2230 Embassy Drive, Lancaster, PA 17603

P.O. Box 6426, Lancaster, PA 17607

**Regional Distribution Centers: Lancaster, PA | Norcross, GA,
Kansas City, MO | Auburn, WA**

Design Office: Milan, Italy

pdqlocks.com